CANNONDESIGN

Field Report

DATE	May. 02, 2017	**REPORT NO.**	**010**
PROJECT:	Webster University Interdisciplinary Science Building 8274 Big Bend Blvd. Webster Groves, MO 63119	**DATE OF VISIT:** **TIME:** **WEATHER:**	Apr. 18, 2017 11:45 pm 68°F
PROJECT #	004560.01		
PRESENT AT SITE:	Kelvin Patel (CD)		

Item #	Observations, Discussion, Action Item

After the OAC meeting, a walk-through of site was conducted by Kelvin Patel of CannonDesign.

Following was the state of construction at visit:

Exterior:

CFMF installation was complete. AVB application almost complete on sheathing of wall assemblies with metal panel and brick veneer. Brick masonry on east was almost complete and undergpoing testing.

Curtainwall - Installation of glazing was almost complete with some missing glazing. Sealant application was almost complete. Pressure plates for Fin installation was almost complete.

Interior:

Non-Structural Metal Framing (NSMF) was ongoing. MEP services installation ongoing. Gypsum board installation was ongoing on all floors. Installation of GFRP column covers was ongoing. Ceiling grid framing was ongoing.

Note: The statements contained in this report represent the Architects observations during periodic visitations to the project site, and do not represent in detail, the work conducted. Omission of any item of non-compliance with the contract documents in this report does not relieve the Contractor of his responsibility to comply with the requirements of the contract documents.

1. As discussed multiple times in a OAC meetings in March, 2017 & April, 2017 and discussed in detail during AVB testing & Quality control discussion meeting on 04/25/17, the construction of 'Exterior Brick Masonry' appears to have following deficiencies-
i) Inconsistent tooling of mortar joints.
ii) Inconsistent mortor joints thickness.
iii) Chipped brick ratio appears higher than allowed per specifications.
iv) Some brick faces appear canted and not uniform in appearance.

ACTION: The brick masonry is to be constructed within allowable tolerances and per standards required per specifications 042000. Contractor to suggest remediations for deficiencies.





Note: The statements contained in this report represent the Architects observations during periodic visitations to the project site, and do not represent in detail, the work conducted. Omission of any item of non-compliance with the contract documents in this report does not relieve the Contractor of his responsibility to comply with the requirements of the contract documents.

2. The horizontal sealant joints between glazing at exterior curtain wall appears to be inconsistently tooled.
ACTION: Contractor to remediate sealant at all inconsistent locations.



Note: The statements contained in this report represent the Architects observations during periodic visitations to the project site, and do not represent in detail, the work conducted. Omission of any item of non-compliance with the contract documents in this report does not relieve the Contractor of his responsibility to comply with the requirements of the contract documents.

3. At windows on level 01 at north elevation, the structural steel angle at the window head is not sprayed with AVB.
ACTION: Contractor to apply AVB per documents.

Note: The statements contained in this report represent the Architects observations during periodic visitations to the project site, and do not represent in detail, the work conducted. Omission of any item of non-compliance with the contract documents in this report does not relieve the Contractor of his responsibility to comply with the requirements of the contract documents.

4a. On 2th level, at south elevation, at interphase of curtain wall and aluminum metal panel system, an also at expansion joint location, the bottom joint appears to be not properly framed and is missing AVB.
ACTION: Properly frame, seal and spray AVB. Connection of AVB to flashing and waterproofing per 4/A0403 & 6/A0457.

4b. On 2th level, at south elevation, at the expansion joint location at ISB-EAB connection, at the sheathing with AVB sprayed - it appears the seams between sheating panels are not tapped or sealed.
ACTION: Contractor to seal holes, joints or any penetrations per AVB manufacturer's recommendations prior to installation of aluminum metal panel system.



Note: The statements contained in this report represent the Architects observations during periodic visitations to the project site, and do not represent in detail, the work conducted. Omission of any item of non-compliance with the contract documents in this report does not relieve the Contractor of his responsibility to comply with the requirements of the contract documents.

5. At green roof, the green roof membrane is not properly adhered/sealed.
   ACTION: Contractor to remediate.



Note: The statements contained in this report represent the Architects observations during periodic visitations to the project site, and do not represent in detail, the work conducted. Omission of any item of non-compliance with the contract documents in this report does not relieve the Contractor of his responsibility to comply with the requirements of the contract documents.

6. At room 388, there is a gap in the fire-resistive joint between edge-of-slab and exterior sheathing.
ACTION: Contractor to remediate.



Note: The statements contained in this report represent the Architects observations during periodic visitations to the project site, and do not represent in detail, the work conducted. Omission of any item of non-compliance with the contract documents in this report does not relieve the Contractor of his responsibility to comply with the requirements of the contract documents.

7. Elevators are not installed per drawings and shop drawing markups.
This is unacceptable. When drawings are returned as “make corrections noted”, changes are expected and required to be made as noted.

Elevator 1 – Passenger elevator:
1.Jamb mounted hall lantern not provided per shop drawing markups. Revise location of hall lantern to jamb per drawings, specifications and shop drawing markups. Relocate hall lanterns.
2.Elevator frame has a hole in it – elevator frame should be clean. Elevator frame to be patched seamless or covered up with continuous trim.
3.Hall call buttons not provided – where are they? They should be located per drawings and shop drawing markup. Call buttons on frame are not acceptable. They shall be located per drawings.

Elevator 2 – Service elevator:
1.Hall call buttons, hall lantern not installed on correct side per shop drawing markups.
2.Hall call buttons do not appear to be installed with adequate room for cover plate indicated on the drawings. Please respond to indicate how this will be accommodated.
3.Hall call button plate is not in plane with the elevator door frame. The buttons are mounted on stainless steel panels which are flush with the door frame.

ACTION: Contractor to remediate.

Elevator 1
Passenger elevator

Elevator 2
Service elevator

comment #2

comment #3

Note: The statements contained in this report represent the Architects observations during periodic visitations to the project site, and do not represent in detail, the work conducted. Omission of any item of non-compliance with the contract documents in this report does not relieve the Contractor of his responsibility to comply with the requirements of the contract documents.

8. Photographs...





REPORT BY: KELVIN PATEL (CD)

Kelvin Patel

Digitally signed by Kelvin Patel
DN: C=US, E=kpatel@cannondesign.com, O=Cannon Design, OU=Architect, CN=Kelvin Patel
Date: 2017.05.03 20:11:35-05'00'

Note: The statements contained in this report represent the Architects observations during periodic visitations to the project site, and do not represent in detail, the work conducted. Omission of any item of non-compliance with the contract documents in this report does not relieve the Contractor of his responsibility to comply with the requirements of the contract documents.